

MYRIDE

INVESTMENT PACKAGES



A TRUE DEFINITION OF LUXURY LIFESTYLE

5000+

Enlisted premium supercars
from all around the world.

Offering unforgettable traveling
experience to people residing in
or visiting Dubai.



THE BEST CHOICE IN FAST-GROWING MOBILITY MARKET

Back in 2017, our journey began with an idea to make premium and luxury transportation accessible to every citizen of Dubai.

Because of this vision, today we have developed an elite clientele both on a national and international level. This trust has strengthened our determination to strive for not just better but best.

What we believe in



Keep Customers first which show our commitment in the field



Excellent Service which reflect our authentic mission



Reliable Demeanor which create a collaborating ecosystem

IF YOU LOVE LUXURIOUS LIFESTYLE, YOU'LL LOVE US TOO

For every individual visiting or travelling for business tours and entrepreneurial symposiums, or extraordinary celebrations, we can add another flair of high-end luxury to it by providing the best ride from the most reliable and luxurious car rental in Dubai.



INDUSTRY OVERVIEW

PREMIUM & LUXURY RENT
A CAR INDUSTRY

CAGR: 20%

UAE Market CAGR:22.5%

Targeted Value By 2026-2027
Approx. \$60 Billion

Dubai/UAE Market Size As Of 2021 \$
600 Million

Current Global Size As Of 2021 Approx.
\$ 20 Billion

MARKET UNDERSTANDING

Average Market Occupancy Ratio

UAE Market Season Has The Following Chart:

High-Season	Mid-Season	Low-Season
October – April	May-August-September	June-July
Occupancy: 55-75%	Occupancy: 45-55%	Occupancy: 35-45%
17-23 Days	14-17 Days	11-14 Days

MARKET UNDERSTANDING

Average **MYRIDE** Occupancy Ratio

UAE Market Season Has The Following Chart:

High-Season	Mid-Season	Low-Season
October – April	May-August-September	June-July
Occupancy: 65-85%	Occupancy: 55-65%	Occupancy: 40-55%
20-25 Days	16-21 Days	12-15 Days

INVESTMENT PACKAGES

MYRIDE is offering three different packages

Package

A

Revenue
Sharing

Package

B

Guaranteed
Return

Package

C

Guaranteed
Profit

INVESTMENT PACKAGE A: REVENUE SHARING

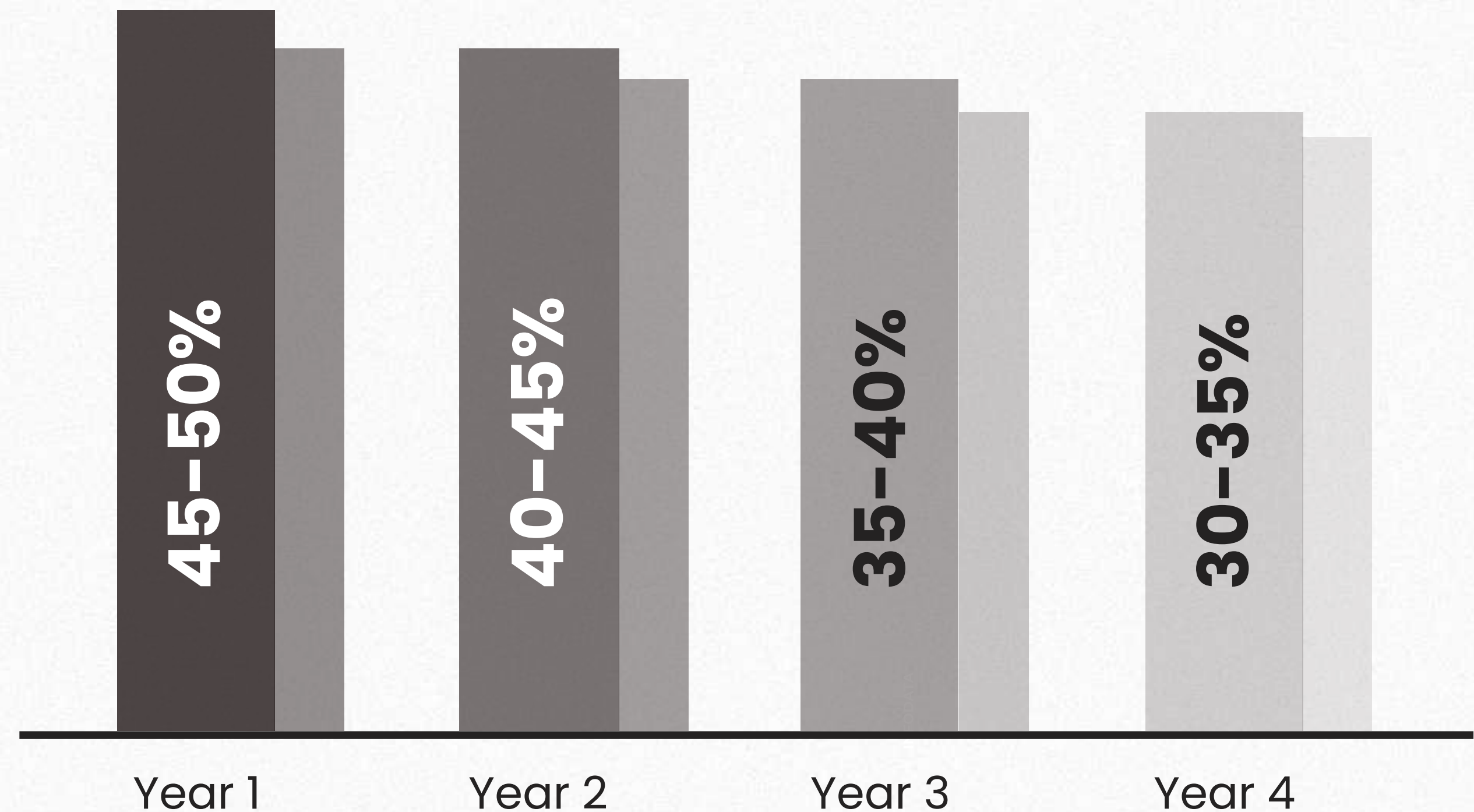
PACKAGE NAME: 70/30

- MYRIDE REGISTERS A CAR RENTAL COMPANY UNDER YOUR NAME
- MYRIDE CREATES A CUSTOMIZED A LIST OF VEHICLES TO BE PURCHASED BASED ON THE CURRENT MARKET DEMAND
- MYRIDE PROVIDES FLEET MANAGEMENT
- MYRIDE PROVIDES COMPANY OPERATIONS MANAGEMENT
- MYRIDE HANDLES ALL THE OPERATIONS AND MARKETING EXPENSES*
- MYRIDE CHARGES FLAT 30% FEE ON REVENUE IT GENERATES
- MINIMUM TOKEN SIZE AED 1,000,000 (USD 275,000)
- MINIMUM HOLD PERIOD 1 YEAR
- CYCLE PERIOD OF 4 YEARS



RETURN ON INVESTMENT

Years of Investment	Expected Return on Investment
Year 1	45 - 50%
Year 2	40 - 45%
Year 3	35 - 40%
Year 4	30 - 35%
Salvage Value of initial Investment	45 - 55%
Total Return Cycle 1	195 - 225%



The Projections Are Based On Predictive Demand Analysis Backed By Historical Data From The Last 4 Years.

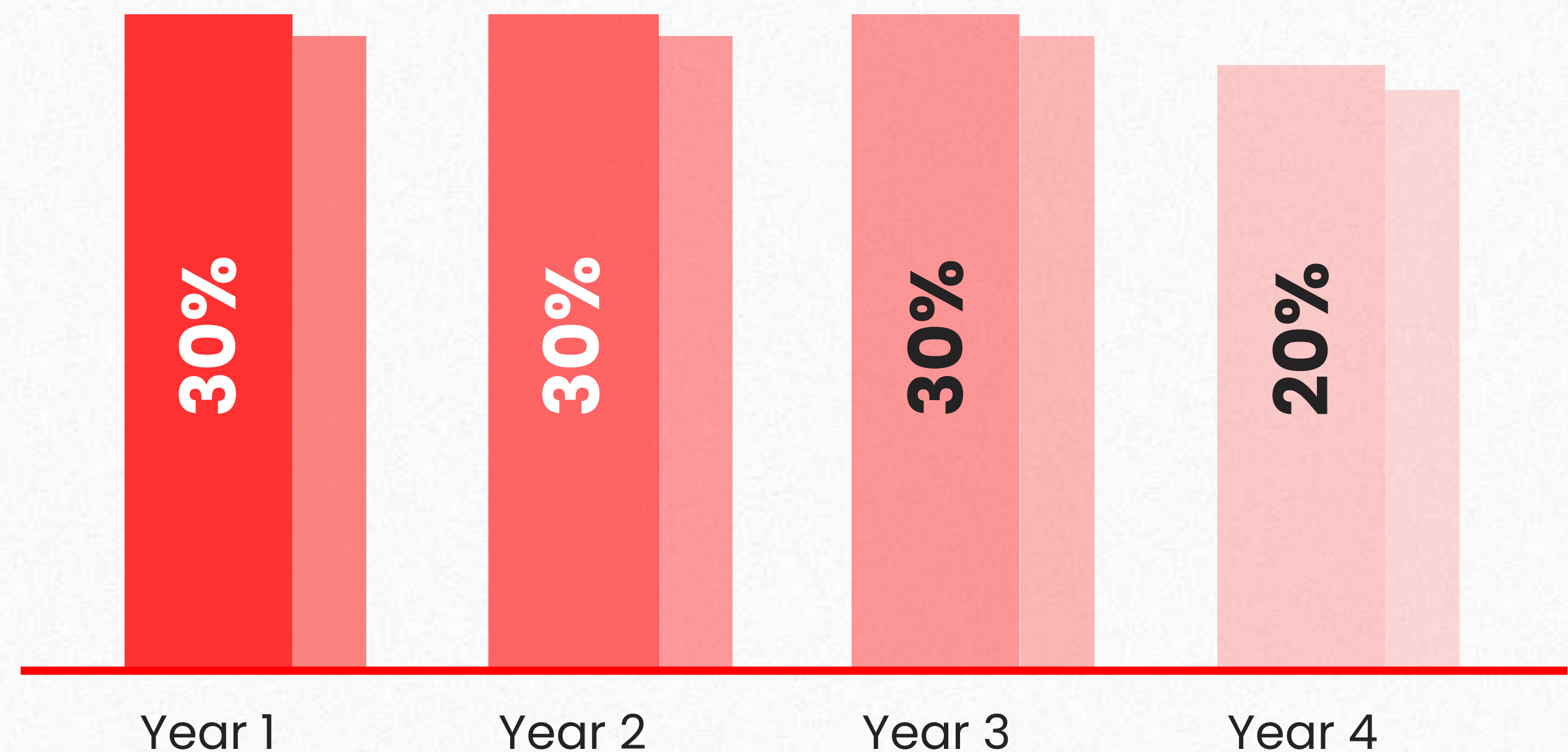
INVESTMENT PACKAGE B : **MANAGED BY MYRIDE**

- MYRIDE REGISTERS A CAR RENTAL COMPANY UNDER YOUR NAME
- MYRIDE CREATES A CUSTOMISED A LIST OF VEHICLES TO BE PURCHASED BASED ON THE CURRENT MARKET DEMAND
- MYRIDE RENTS THE VEHICLES FROM YOU ON AGREED FIX RATE.
- MYRIDE PROVIDES COMPANY OPERATIONS MANAGEMENT
- MINIMUM TOKEN SIZE AED 1,000,000 (USD 275,000)
- MINIMUM HOLD PERIOD 1 YEAR
- CYCLE PERIOD OF 4 YEARS
- HIGH RETURN ON YOUR INVESTMENT



RETURN ON INVESTMENT

Years of Investment	Expected Return on Investment
Year 1	30%
Year 2	30%
Year 3	30%
Year 4	20%
Salvage Value of the car	45 - 55%
Total Return on investment	155 - 165%



The Projections Are Based On Predictive Demand Analysis Backed By Historical Data From The Last 4 Years.

COST DIVISION

Yearly Expenses	Your Car Rental	MYRIDE
Office Rent	✓	
Employee salaries		✓
Electricity & Chiller		✓
Telecommunication		✓
Parking for the cars		✓
Fuel & Miscellaneous		✓
Maintenance	✓	
Car Insurance 3-5%	✓	
Marketing Expense		✓
License Fees	✓	
GPS & Tracking	✓	

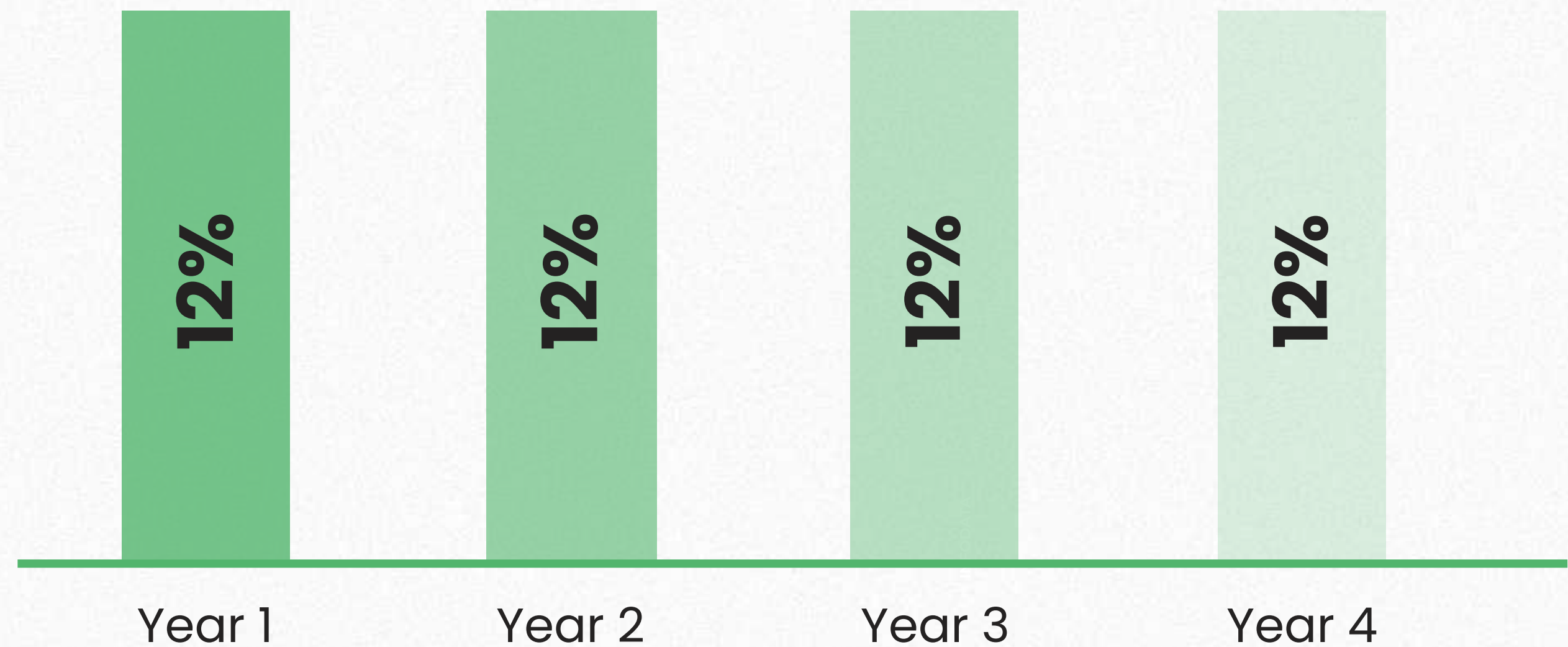
INVESTMENT PACKAGE C: GUARANTEED PROFIT



- GUARANTEE PACKAGE:
- INVESTS IN MYRIDE CAR RENTAL
- TOKEN PRICE USD 140,000 (AED 500,000)
- INVESTMENT CYCLE 3-4 YEARS
- MINIMUM HOLD PERIOD 1 YEAR
- GETS NET RETURN 12% PER ANNUM
- 12 CHEQUES ANNUAL CHEQUES AT THE BEGINNING OF EVERY YEAR
- GUARANTEE CHEQUE OF THE INVESTED AMOUNT

RETURN ON INVESTMENT

Years of Investment	Expected Return on Investment
Year 1	12%
Year 2	12%
Year 3	12%
Year 4	12%
<hr/>	
Total NET PROFIT Cycle 1	48%
<hr/>	
Total Return on investment	148%



The Projections Are Based On Predictive Demand Analysis Backed By Historical Data From The Last 4 Years.

ADVANTAGES OF GUARANTEE PACKAGE

- ZERO Insurance Fee
- ZERO Depreciation On Cars/Assets
- ZERO Maintenance Fee
- ZERO Office Setup Fee
- ZERO Government Charges
- ZERO LOSS

Yearly Expenses	Your Car Rental	MYRIDE
Employee salaries		✓
Electricity & Chiller		✓
Telecommunication		✓
Parking for the cars		✓
Fuel & Miscellaneous		✓
Maintenance		✓
Car Insurance 3-5%		✓
Marketing Expense		✓
License Fees		✓
GPS & Tracking		✓

CONCLUSION

- All 3 Packages Provide Security And Revenue Like No Other Industry.
- MYRIDE'S Grip In The Rental Market And Customer Acquisition Through Capitalisation On Technology, Marketing Strategies Allows It To Provide The Above Financial Projections And Return Guarantees Like No Other Company In The Market Today.

